

MediaMAX EVO firmware upgrade

Note: For installing the last firmware version, the Test Meter must be provided with the version 5.0.9 or later one before. In case of having a before version of 5.0.9, you should upgrade the equipment to this version, and then to load the new one.

Necessary material:

- MediaMAX EVO with version 5.0.9 or later;
- USB 2.0 memory stick;
- Last firmware version for MediaMAX EVO;
- PC;

NOTE: If there are some programs stored at your MediaMAX EVO, please save it in your USB 2.0 memory stick before upgrading because during upgrading, programs stored at Evo will be deleted. You can recover from memory stick later.

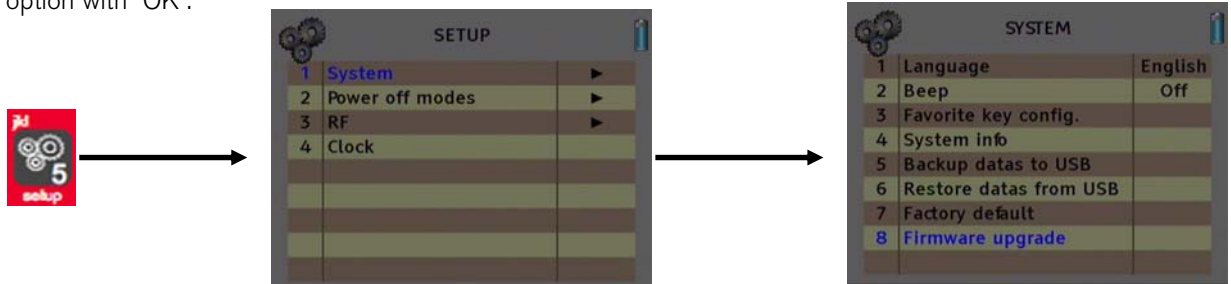
For this, please follow MediaMAX EVO user manual at "Programs" chapter.

Previous steps:

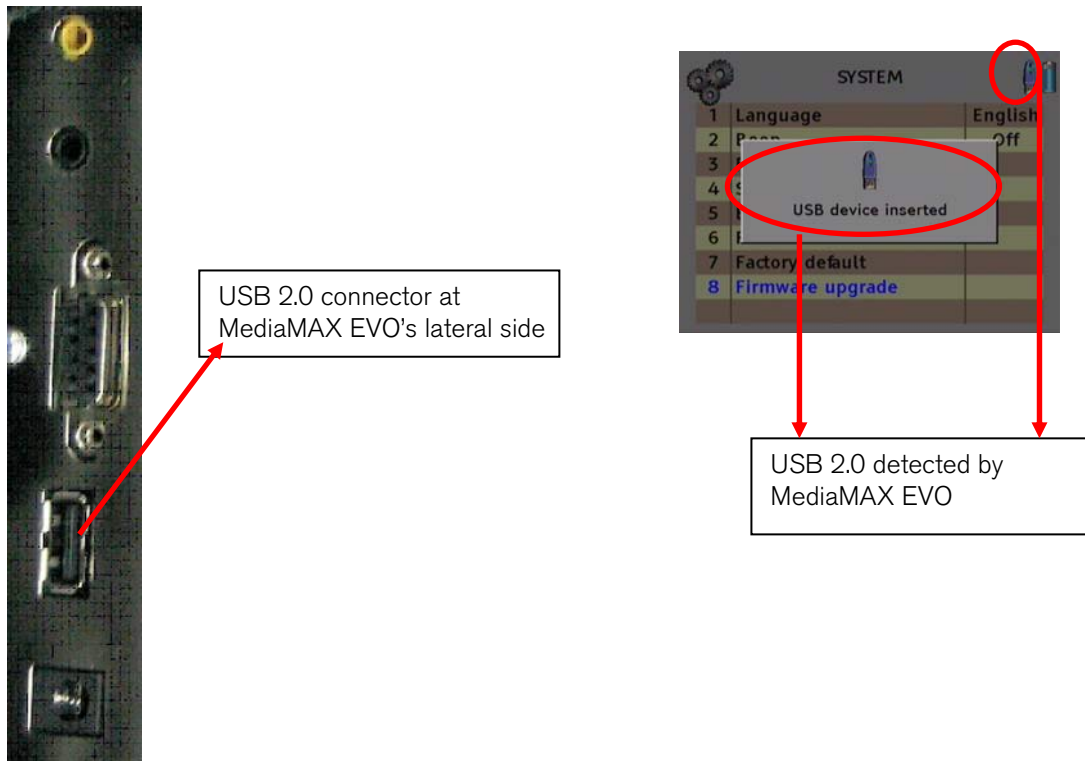
- Download last firmware version available for your field strength meter. You can find at:
<http://www.ftemaximal.com/ingles/firmware.php>
 - o <http://www.ftemaximal.com/ingles/productos2.php?id=19&idss=101&idp=778&num=4&idserie=101> .
- Unzip the file downloaded from the web site. It contains:
 - o app_usb.bin

Upgrading:

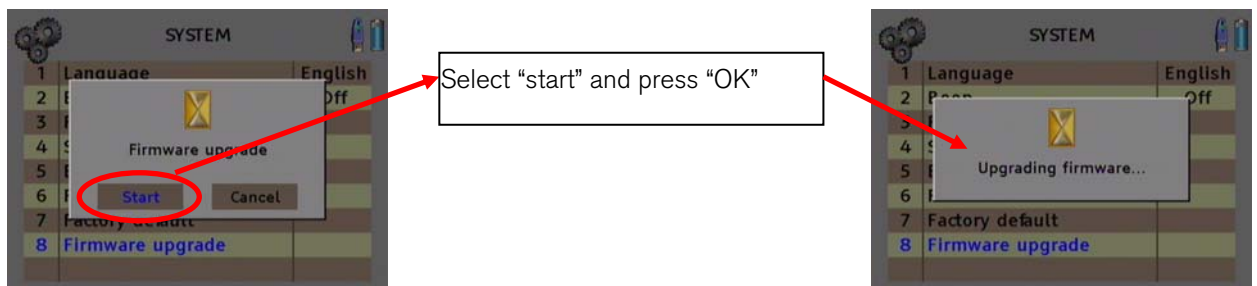
1. Copy in the root directory of your USB 2.0 memory stick the file app_usb.bin;
2. Switch on EVO. Access to "Setup" menu → "System" → and go to "Firmware upgrade" option, but **DON'T** confirm this option with "OK".



3. In this moment, insert USB 2.0 memory stick into the field strength meter. If it has been inserted correctly and detected by the MediaMAX EVO, next screen will appear:



4. Confirm the "Firmware upgrade" option using "OK". Next screen will appear:



5. Once the upgrading has finished, the EVO will automatically re-boot. After this step, MediaMAX EVO will have last firmware version installed.